

INDIVIDUALLY BUILT
HIGH PERFORMANCE
SHIPMAN 72
SINGLEHANDED
PILOTHOUSE YACHTS


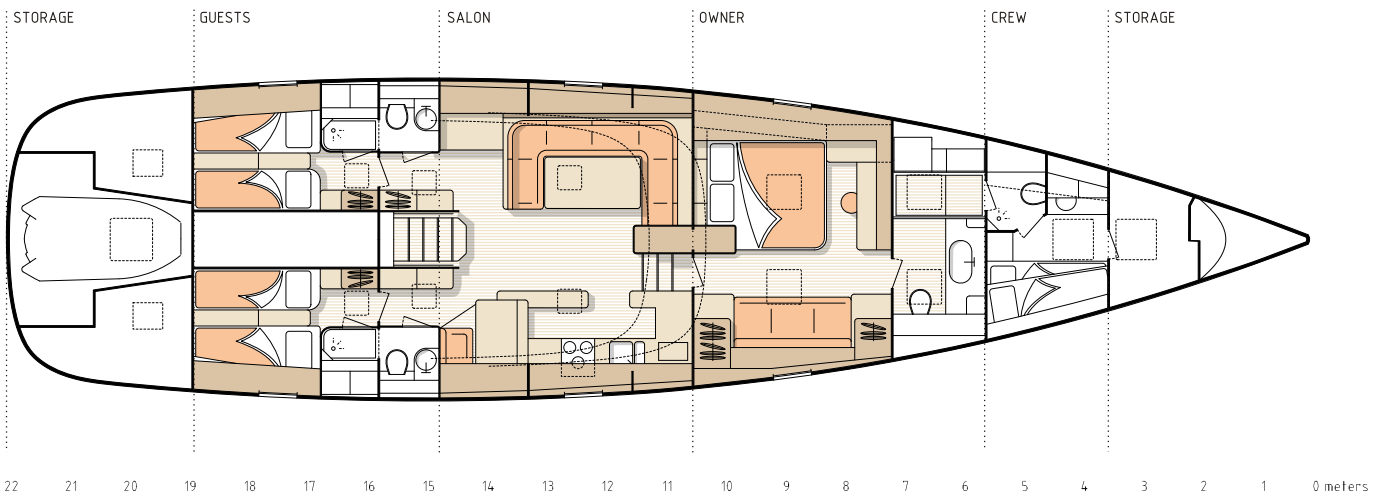


SHIPMAN 72 REPRESENTS THE 3RD GENERATION OF SHIPMAN CARBON YACHTS RANGE, BRINGING A NEW LEVEL OF LIVING SPACE, COMFORT AND PERFORMANCE. WITH A HIGH-VOLUME HULL, SHE STILL FULLY RETAINS THE UNBEATABLE EASE OF HANDLING OF HER SMALLER SISTER, THE SHIPMAN 63.

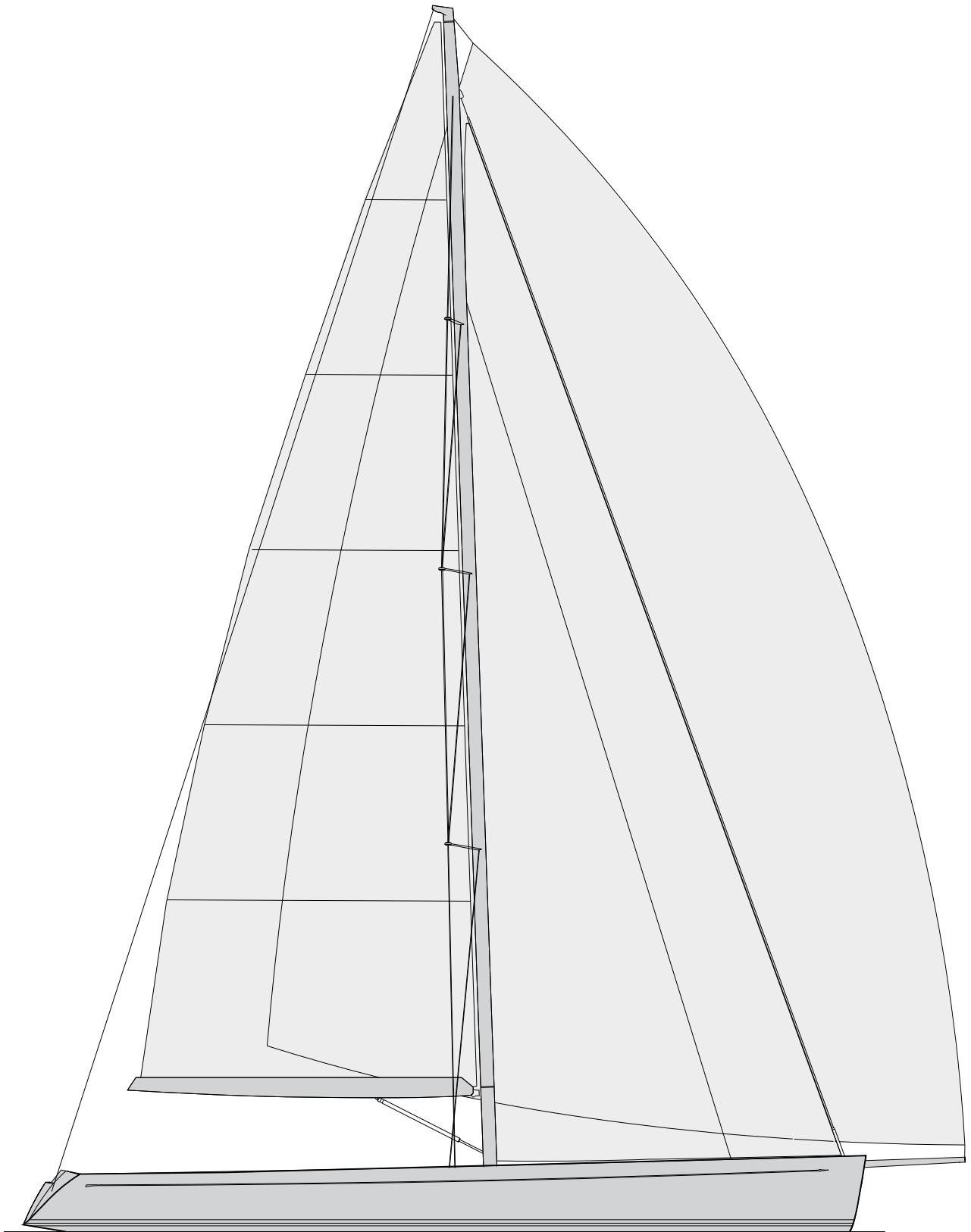
Shipman 72 will take great care of a couple with occasional guests, or a family – and herself.

SHIPMAN 72

GENERAL OVERVIEW



SHIPMAN 72 SPECIFICATIONS



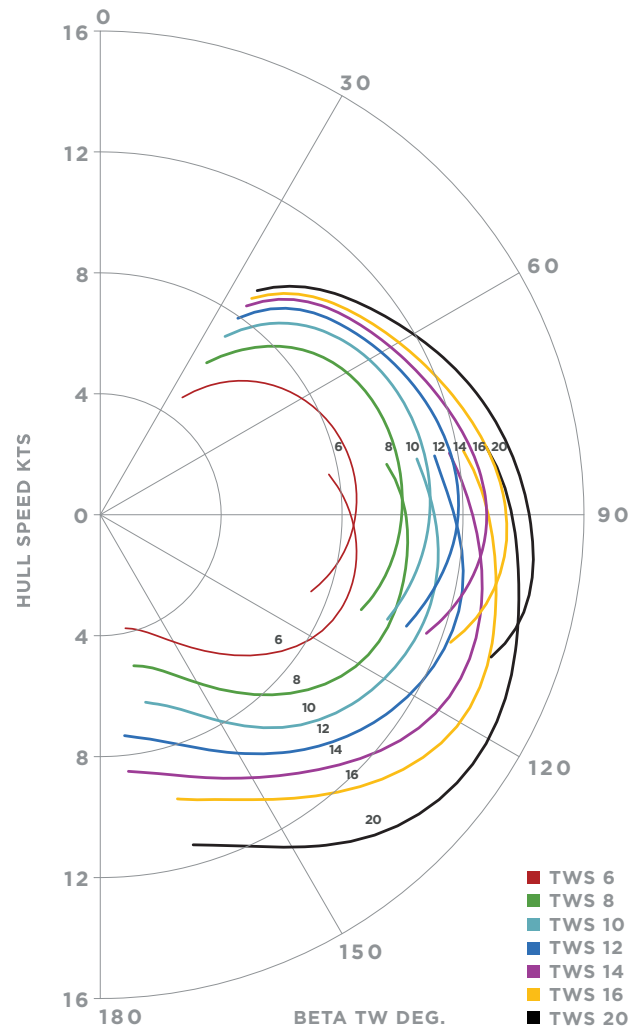
22 21 20 19 18 17 16 15 14 13 12 11 10 9 8 7 6 5 4 3 2 1 0 meters

STANDARD SPECIFICATIONS 72

SPECIFICATIONS

LOA(hull)	21.95 m
LWL	19.50 m
B max	5.49 m
BWL	4.40 m
Draft standard keel	3.00 m
Draft optional lifting keel (up-down)	2.00 - 3.50 m
Ballast	9.200 kg
DSPL empty (ex options)	appr. 23500 kg
I	27.65 m
J	9.04 m
P	27.45 m
E	8.85 m
Mainsail full batten	142 sqm
Jib 106%	120 sqm
Flying code "o" (on optional bowsprit)	230 sqm
Spinnaker (asymmetrical)	390 sqm
Cabins	4
Berths	8
Diesel	1500 l
Water	800 l
Engine	VW Marine Diesel 230 HP
Cat. CE	A
Design	J&J
Builder	Seaway

VPP DIAGRAM



VPP (VELOCITY PREDICTION PROGRAMME)

These so called Target Speeds allow for optimisation of sail and boat trim while helping to understand the potential of the boat in certain conditions.